

EDIFICE

The most compelling features of these watches are the exceptional Sebastian Vettel logo on the dial (EF-535SVSP), and the signature of the Formula 1 star, reproduced on the back of the case for both models. These models are supplied exclusively in this special packaging.



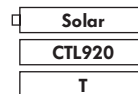
TOUGH SOLAR



Full metal case

5061 EQW-M1000SV-1AER

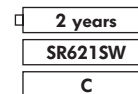
Stainless steel



Full metal case

5106 EF-535SVSP-1AVER

Stainless steel



EDIFICE

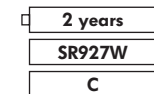
Stylish and assured, 24 hours a day – a promise that sporty EDIFICE watches fulfil with ease, thanks to a combination of high-quality materials and contemporary looks. Ideal for any occasion, fascinating at all times. And unbeatable value for money, too.



Full metal case

5069 EFE-500D-1AVEF

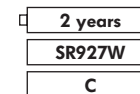
Stainless steel



Full metal case

5069 EFE-500D-7AVEF

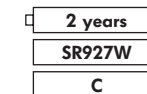
Stainless steel



Full metal case

5051 EF-534D-1AVEF

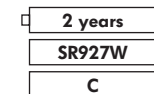
Stainless steel



Full metal case

5051 EF-534D-5AVEF

Stainless steel



EDIFICE


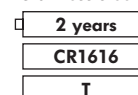
wave ceptor



Full metal case

5041 EQW-500BE-1AVER

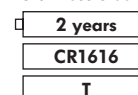
Stainless steel



Full metal case

4798 EQW-570-1AER

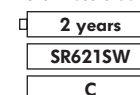
Stainless steel



Full metal case

5106 EF-535SP-1AVEF

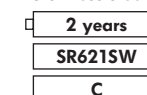
Stainless steel



Full metal case

5106 EF-535D-7AVEF

Stainless steel



Full metal case

5106 EF-536D-1AVEF

Stainless steel

